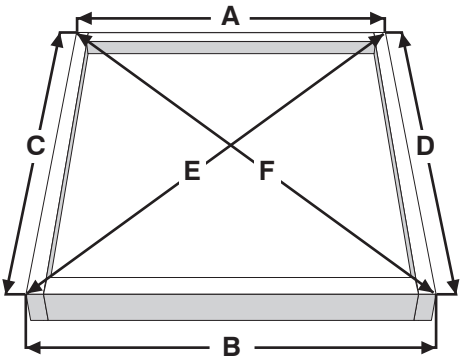


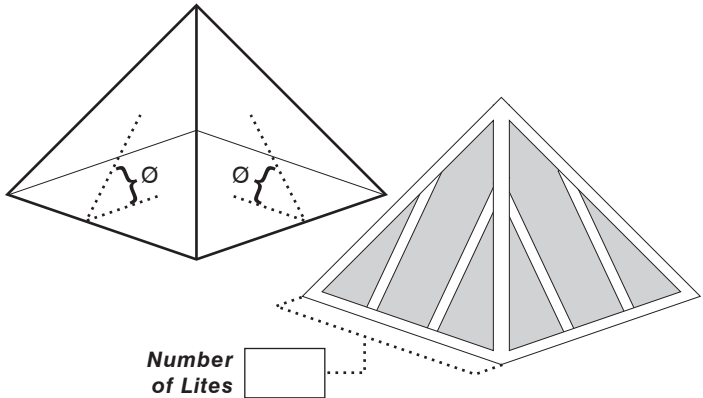
Dealer / Contact _____ Date _____

Email / Phone _____ Quote Only Dealer PO

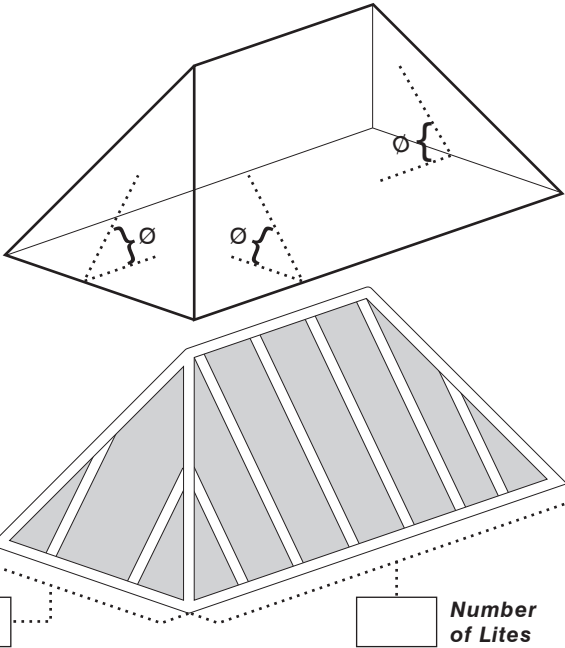
PYRAMID or HIP RIDGE



Outside Curb Dimension
Include Flashing & Other Finishing



Number of Lites



Number of Lites

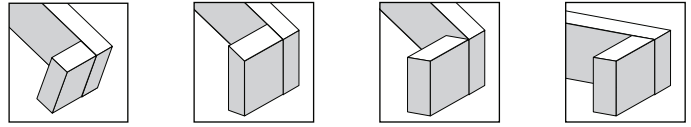
Number of Lites

* check the appropriate side if a wall is present

	Outside Curb Dim.	
	inches	wall
A		
B		
C		
D		
E		
F		

Common Angle
degrees
or pitch
_____ " 12"

Curb Condition see page 2 to record curb material make-up



- 90° Curb to Roof Pitch Plumb Curb Cut To Pitch Plumb Curb Flat Top Flat Roof

O.A. Finished Curb Thickness: _____"
Please note if head and sill curb conditions vary.

Curb Height: _____"

O.A. Finished Rafter Thickness: _____"

Roof Pitch _____

_____ " 12" Roof Material: _____
Minimum 2/12 pitch required for all glass.

Frame Type _____ **Frame Color**

- 3921 4843 Bronze Anodized
 3962 30258 Clear Anodized
 Other

Glazing Type

- Residential Commercial
Laminated or Polycarb. Glazing Required

ADDITIONAL INFORMATION

Use this space to sketch out and list the dimensions of any information not mentioned on the previous page. This could include such items as glaze-in-openers, obstructions, ect...

Specific Curb Make-Up

Use this space to sketch out and list the dimensions of any finishing associated with the curb.

Specific Notations

Use this space to list critical items we should be aware of, such as: loading requirements, height restrictions, and any other local requirements.

Opening Skylite Accessories

- Manual Opener
 - Truth Chain Drive
 - Dazon Threaded Rod
 - Hand Angle Drive
 - Pole Straight Drive
 - 3'- 5' Pole
 - 6'- 10' Pole
- Solar Smart - Electric Opener
 - Battery Powered, Solar Charged - No Wiring Required